



WELCOME!

2021 Delegate Assembly

- ▶ Please change your screen name to your **full name** and **school district** (tablet/mobile device examples on next slide).

1

After launching the Zoom meeting, click on the "Participants" icon at the bottom of the window.



2

In the "Participants" list on the right side of the Zoom window, hover over your name and click on the "Rename" button.

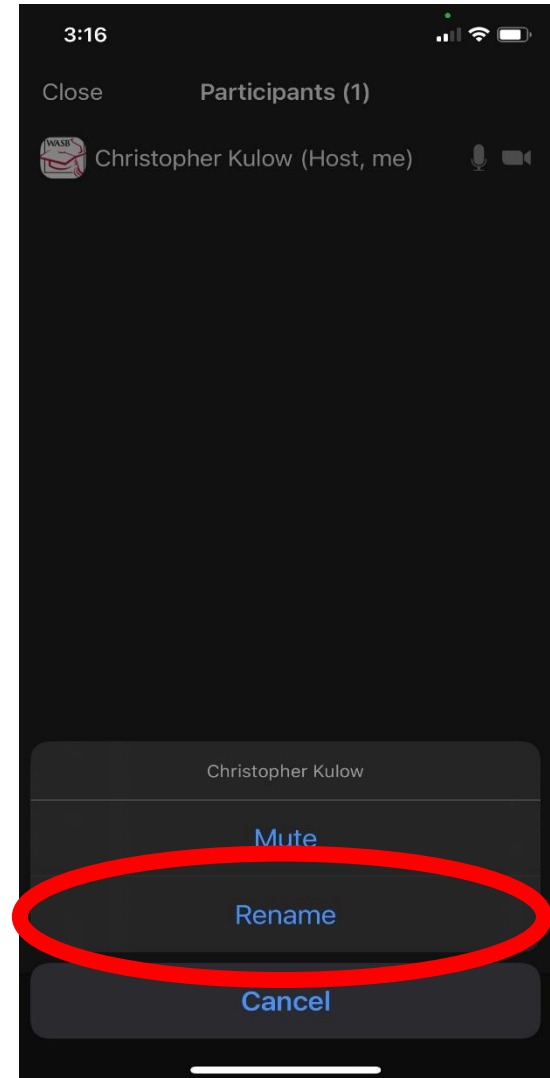
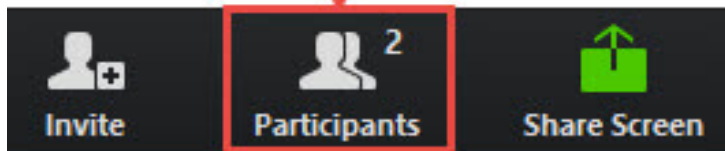


WELCOME!

2021 Delegate Assembly

- ▶ Please change your screen name to your full name and school district.
- ▶ Tablet/Mobile view...

Click on “Participants” at bottom of screen, then “Rename”...

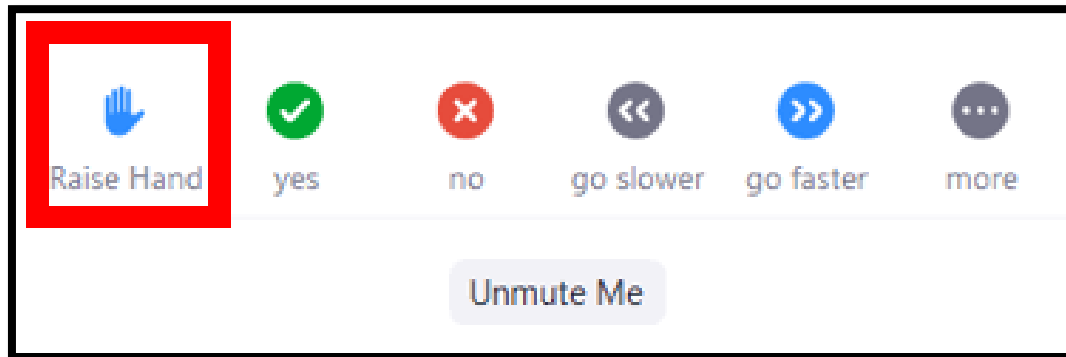




WELCOME!

2021 Delegate Assembly

- ▶ Use the “Raise Hand” feature to be recognized. It is located at the bottom of the “Participants” window (tablet/mobile examples on next slide).

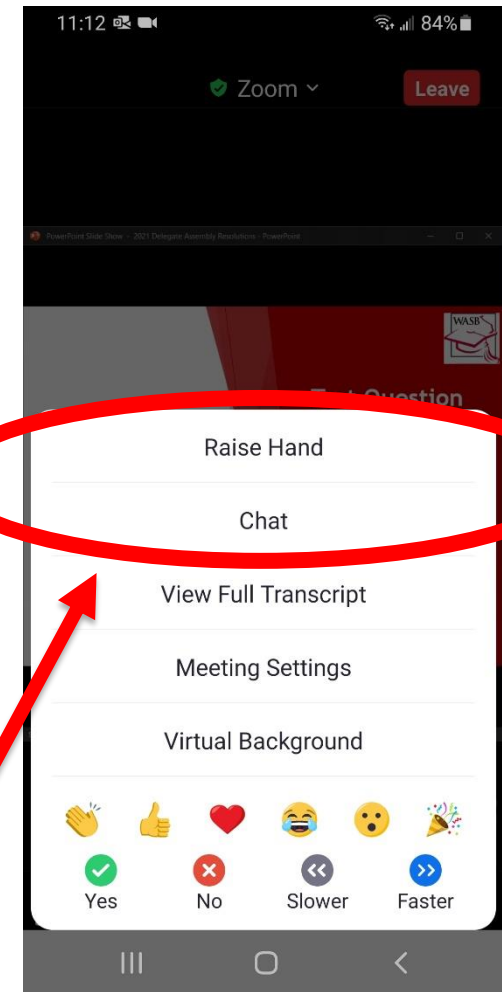




WELCOME!

2021 Delegate Assembly

- ▶ If using Zoom App on mobile device or tablet...
- ▶ Find “Mute”, “Participants”, “Raise Hand”, “Chat”, etc. at the bottom of your screen.
- ▶ Push “More...” to find additional feature menu.



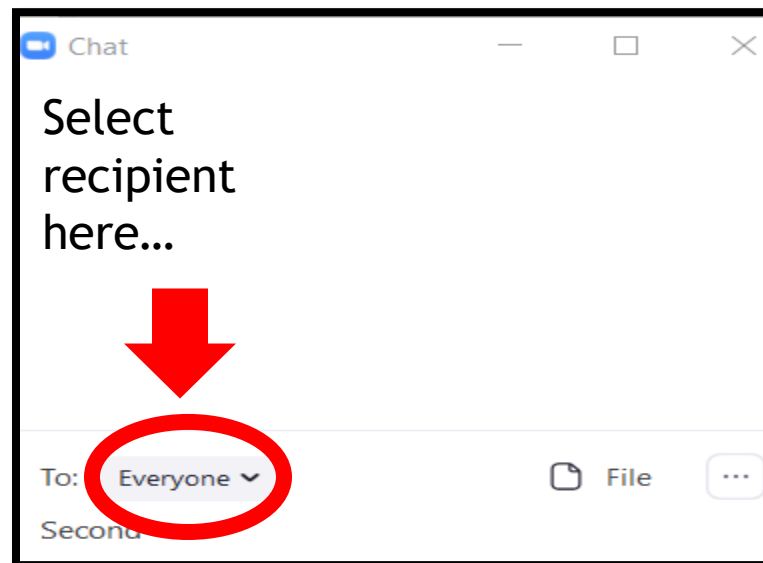


WELCOME!

2021 Delegate Assembly

The “Chat” feature can only be used to communicate with WASB staff. Use the Chat to:

- ▶ Second a motion. Type “second” or “2nd” and send to *Dan Rossmiller*.
- ▶ Zoom questions? Can’t find a feature or have another problem? Use chat to ask *Dan Mallin* for help.





WELCOME!

2021 Delegate Assembly

- ▶ Keep your **audio muted** unless recognized to speak by the chair to prevent unintended background noise.

